

# 1Q19 CONFERENCE CALL



Economic-Financial and Investor Relations Office

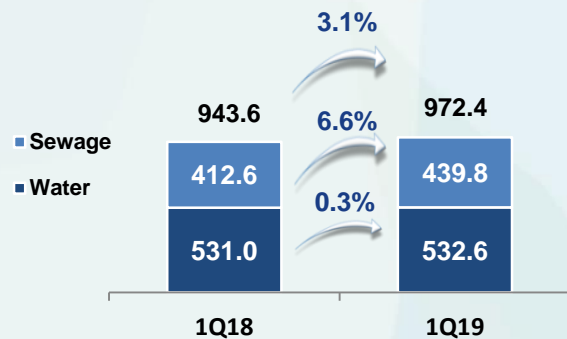
May 14, 2019



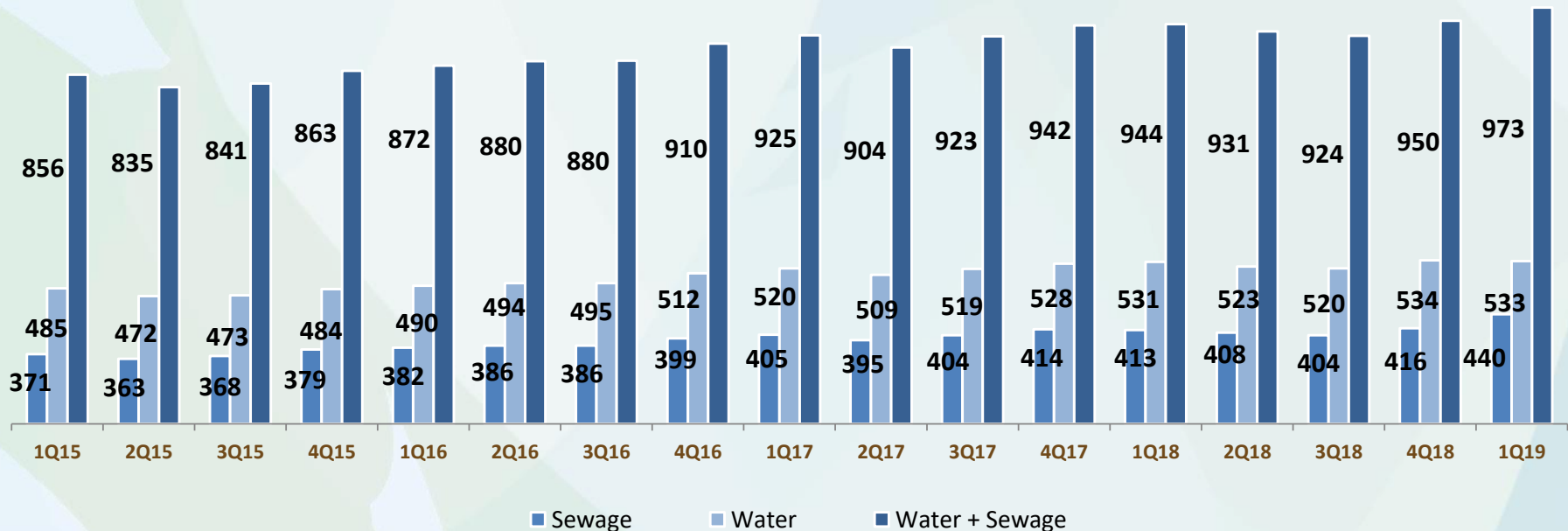
This presentation may contain forward-looking statements referring to SABESP's business outlook, operating and financial estimates and growth prospects. These are only projections and, as such, they are exclusively based on the expectation of SABESP's management team in relation to the future of the business and its continuous access to capital to finance the Company's business plan. These forward-looking statements largely depend on changes in market conditions, governmental rulings, industry performance and the Brazilian economy, amongst other factors, in addition to the risks disclosed in the documents filed by SABESP, thus they are subject to changes without prior notice.

# BILLED VOLUME (million m<sup>3</sup>)

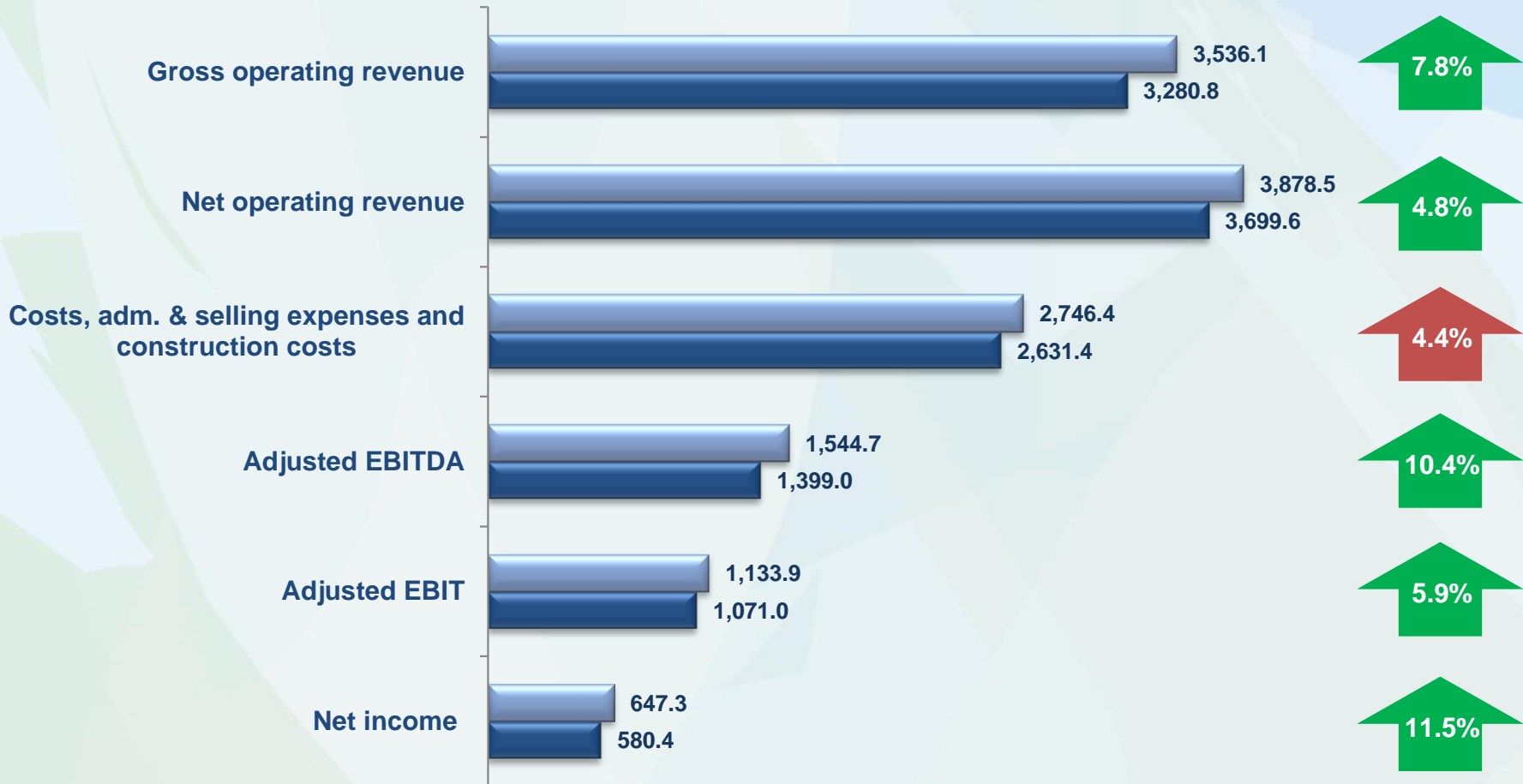
## Total water and sewage billed volume, including wholesale



## Historical Billed Volume



# FINANCIAL HIGHLIGHTS (R\$ million)

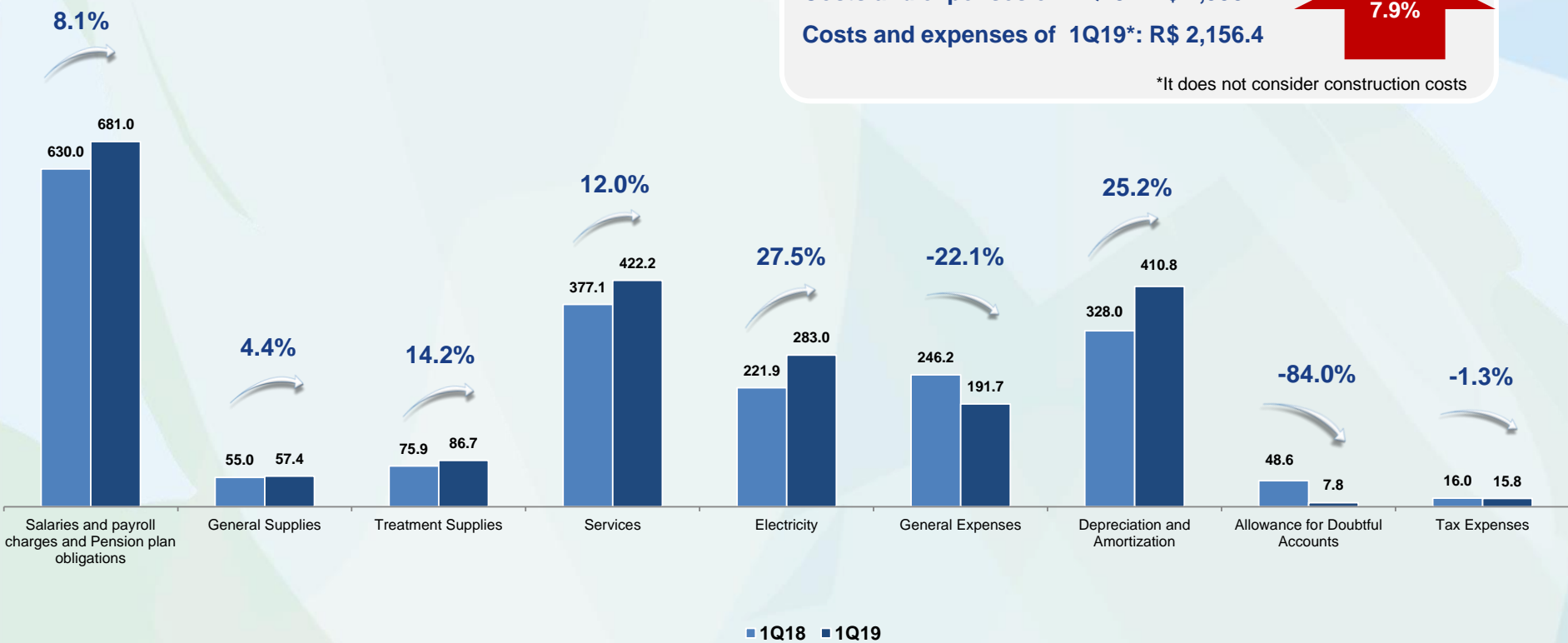


■ 1Q19 ■ 1Q18

# COSTS AND EXPENSES (R\$ million)

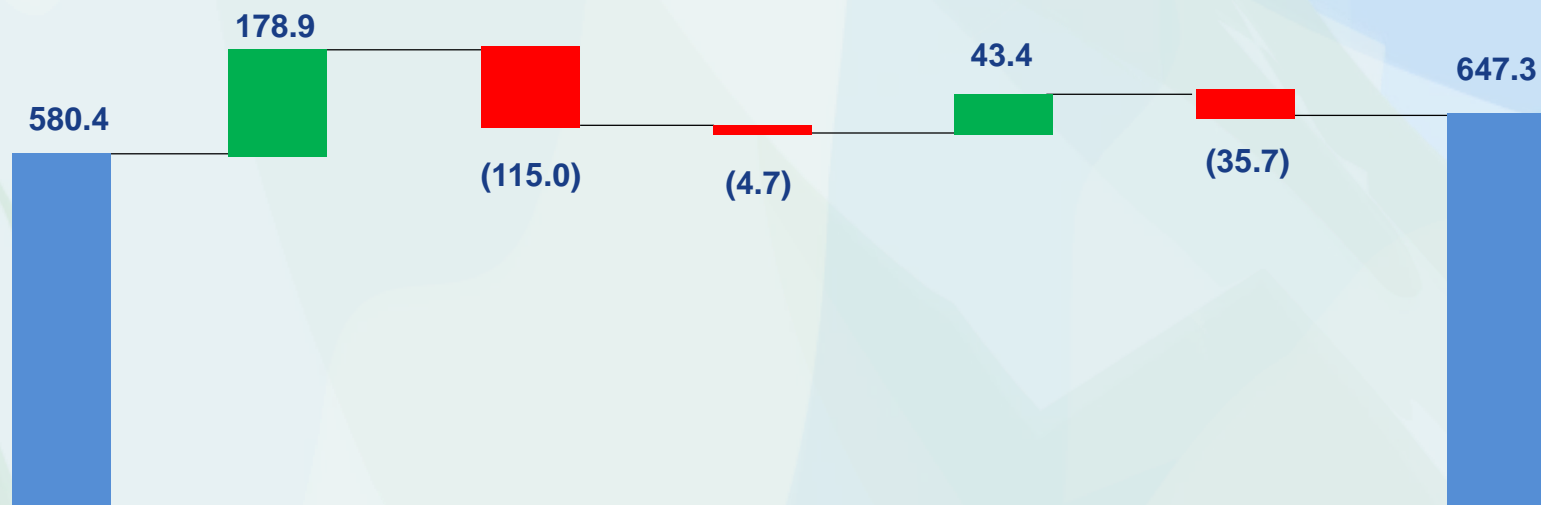


Costs and expenses of 1Q18\*: R\$ 1,998.7  
 Costs and expenses of 1Q19\*: R\$ 2,156.4  
 \*It does not consider construction costs



% Net Revenue in 1Q18								
17.0%	1.5%	2.1%	10.2%	6.0%	6.7%	8.9%	1.3%	0.4%
% Net Revenue in 1Q19								
17.6%	1.5%	2.2%	10.9%	7.3%	4.9%	10.6%	0.2%	0.4%

# NET INCOME – MAIN VARIATIONS (R\$ million)



Jan-Mar/18  
Net Income

N.O.R.

Costs and  
Expenses

Other Rev.  
and  
Expenses(\*)

Net Financial

Income Tax  
and Social  
Contribution

Jan-Mar/19  
Net Income

	Jan-Mar/2019	Jan-Mar/2018	Variation
<b>Net Income Jan-Mar/18</b>			<b>580.4</b>
Net Operating Revenue	3,878.5	3,699.6	<b>178.9</b>
Costs and Expenses	(2,746.4)	(2,631.4)	<b>(115.0)</b>
Other Revenue and Expenses (*)	9.6	14.3	<b>(4.7)</b>
Net Financial	(150.5)	(193.9)	<b>43.4</b>
Income Tax and Social Contribution	(343.9)	(308.2)	<b>(35.7)</b>
<b>Net Income Jan-Mar/19</b>			<b>647.3</b>

(\*) Including Equity Result

# TARIFF ADJUSTMENT

0.8408%

- Compensatory adjustment

0.6920%

- X Factor

4.5754%

- Inflation adjustment

**4.7242%**

- **Total adjustment (May/19)**

# REVISION OF TARIFF STRUCTURE

Stage	Description	Period
1	Request for a proposal for a new tariff structure to be prepared by Sabesp	Up to May 6, 2019
2	Submission of the proposal for the new tariff structure by Sabesp	Up to November 6, 2019
3	Analysis of the proposal by Arsesp	Up to March 11, 2020
4	Disclosure of the Preliminary Technical Note with the proposal for the new tariff structure and the respective implementation plan	Up to April 16, 2020
5	Hold of the public consultation and public hearing on the Preliminary Technical Note published	from April 17, 2020 to May 19, 2020
6	Analysis of the contributions received, publication of the Final Technical Note, of the Detailed Report and of the Resolution on the tariff structure approved by Arsesp	Up to June 29, 2020





**sabesp**

[www.sabesp.com.br](http://www.sabesp.com.br)

## IR Contacts

Mario Azevedo de Arruda Sampaio  
Head of Capital Markets and Investor Relations  
[maasampaio@sabesp.com.br](mailto:maasampaio@sabesp.com.br)  
+55 (11) 3388-8664

Angela Beatriz Airoldi  
Investor Relations Manager  
[abairoldi@sabesp.com.br](mailto:abairoldi@sabesp.com.br)  
+55 (11) 3388-8793